

## ... but not quite!

### Other banknotes to follow

The 100-krone banknote is the first in the series with a hologram and fluorescent colours. The other banknotes will be issued with the new security features at intervals of approximately six months. Danmarks Nationalbank thus expects to have upgraded the entire banknote series by end-2004.

### Old banknotes remain legal tender

The old banknotes remain legal tender, but are withdrawn from circulation on an ongoing basis.

### Keep this check card in your purse or wallet.

**AUTHENTIC OR COUNTERFEIT?**

*This card is your shortcut to check whether your banknote is authentic or not.*

Look	Tilt	Tilt	Feel
			
Watermark	Hologram	Security thread with colour change	Thicklayer of ink

[www.nationalbanken.dk](http://www.nationalbanken.dk)

Graphic design: Yellow Perle and Danmarks Nationalbank. Paper: Danmarks Nationalbank. Print: H. G. Kondorff's Bogtrykkeri AS

## New banknote security




## The same banknote

DANMARKS NATIONALBANK issues a new 100-krone banknote on 27 November 2002. Even though it is new, the banknote is easy to recognise, since the portrait and motifs remain the same.

### More security

The innovative aspect is that the banknote has a hologram and fluorescent colours. With the



Hologram

Fluorescent colours

existing security features – such as a security thread with the colour change and the watermark – this will make Danish banknotes even harder to counterfeit. The number of counterfeit Danish banknotes is small. The new security features will make Danish banknotes more difficult to counterfeit, and make it easier to distinguish counterfeit from authentic banknotes.

DANMARKS  
NATIONALBANK

Havnegade 5 DK-1093 Copenhagen Tel +45 33 63 70 00  
E-mail: [info@nationalbanken.dk](mailto:info@nationalbanken.dk) [www.nationalbanken.dk](http://www.nationalbanken.dk)

DANMARKS  
NATIONALBANK

## The well-known ...

## New and well-known security features

## ... and the new features!



### Security thread with colour change

Tilt the banknote, and the thread changes colour from red to green.  
Hold the banknote up to the light, and the broken thread joins up.



### Watermark and hidden security thread

The watermark and the security thread appear when the banknote is held up to the light.




### Microprinted text

Microprinted text surrounds the watermark.  
The text "100 KR" is barely visible to the naked eye.  
There is also other microprinted text on the banknote.




**Thick layer of ink**  
The large rosette and the text on the face are printed with a thick layer of ink that can be felt.



### Hologram

When the banknote is tilted, the Roman numeral "C" and music notes appear. The hologram appears in a metallic field.



### Fluorescent colours

There are fluorescent colours on the face and reverse of the banknote. The colours shine under UV light.

**Further information**  
Read more at [www.nationalbanken.dk](http://www.nationalbanken.dk) under Banknotes and coins.

THINK TWICE!



Do not copy banknotes, not even for fun.  
You risk being subject to a penalty.  
We must be able to trust our money.

[www.nationalbanken.dk](http://www.nationalbanken.dk)