

---

## Using PGP in connection with liquidity budget reporting

---

When a financial institution has been granted a credit line on the basis of excess capital adequacy, it must submit a liquidity budget every month.

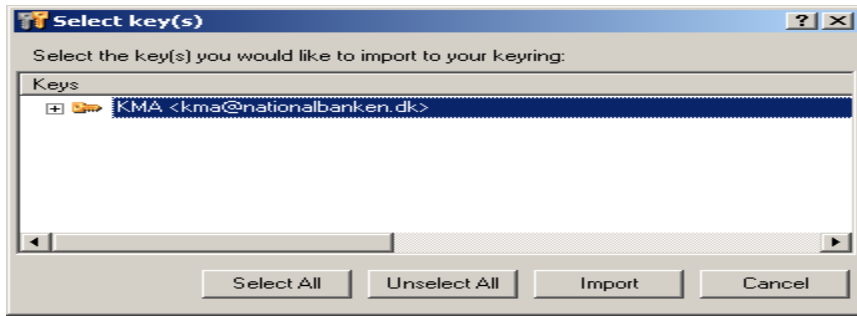
To facilitate speedy administrative handling of the liquidity budgets, they must be submitted electronically to Danmarks Nationalbank in Excel or another file format that is compatible with Excel. The spreadsheet should be e-mailed to [kma@nationalbanken.dk](mailto:kma@nationalbanken.dk) or sent on a CD-ROM to:

Danmarks Nationalbank  
Financial Markets  
Havnegade 5  
DK-1093 Copenhagen K  
Denmark

Danmarks Nationalbank offers financial institutions the option of encrypting files. The program used is PGP (Pretty Good Privacy) version 8, and the files must be encrypted using Danmarks Nationalbank's public key. The financial institution is responsible for purchasing and installing PGP version 8 and must contact [kma@nationalbanken.dk](mailto:kma@nationalbanken.dk) to obtain Danmarks Nationalbank's public key. The encryption procedure is as follows:

When PGP version 8 has been installed on a PC, Danmarks Nationalbank's public key must be imported to PGP.

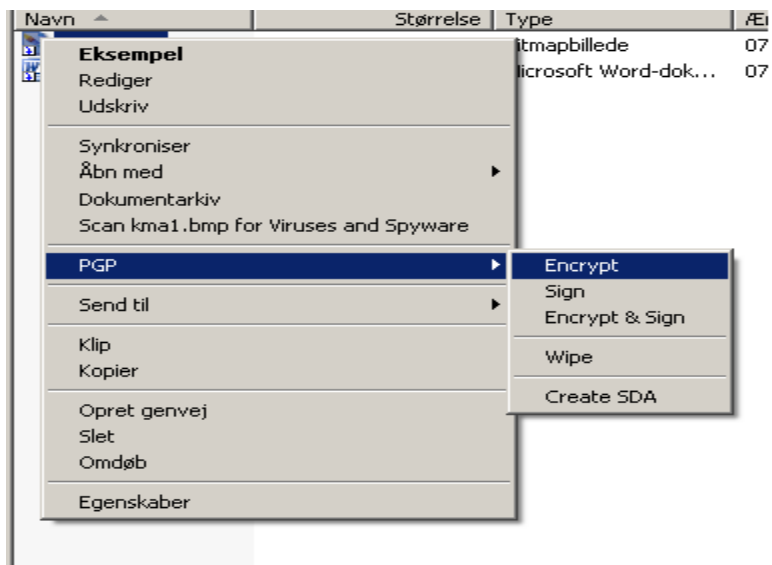
Open the e-mail from Danmarks Nationalbank, double-click the file `KMA.asc` and click open. The following box is displayed:



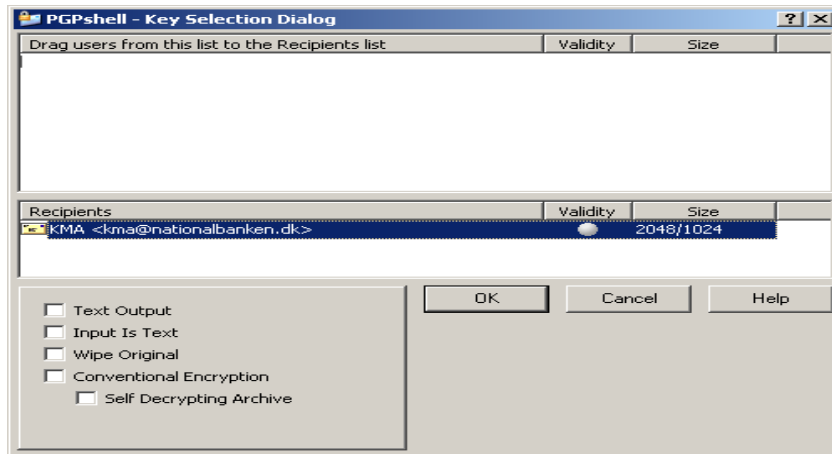
Click Import.

Now it is possible to encrypt files using Danmarks Nationalbank's public key.

Select a file to encrypt, right-click, select PGP and Encrypt.



Drag "KMA <kma@nationalbanken.dk>" to the Recipients list.



Click OK.

Now the encrypted file (file extension .xls.pgp) can be e-mailed to Danmarks Nationalbank at kma@nationalbanken.dk.